



Equity in Transportation

Transportation
Conference

10–13 March 2020
Christchurch Town Hall

A Fairer way toward transport pricing?

A think-piece paper by Nick Lovett

✉ Nick@Lovett.nz

🐦 [@nicklovettnz](https://twitter.com/nicklovettnz)

How do we define fairness?

Who Decides?


- Process Equity
- Social Equity

Who pays and who benefits?

- Market Equity (benefit principle)
- Justice (exacerbator principle)
- Intergenerational Equity

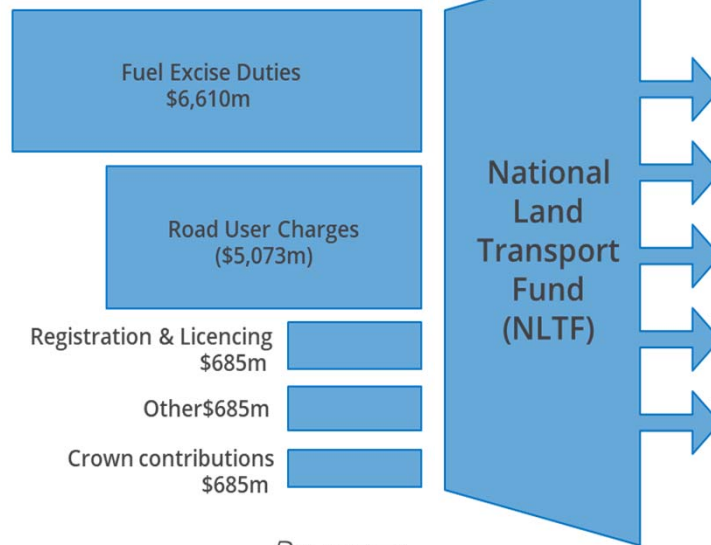
How, and how much should we pay?

- Horizontal Equity
- Vertical Equity
- Efficiency



How do we currently fund transport?

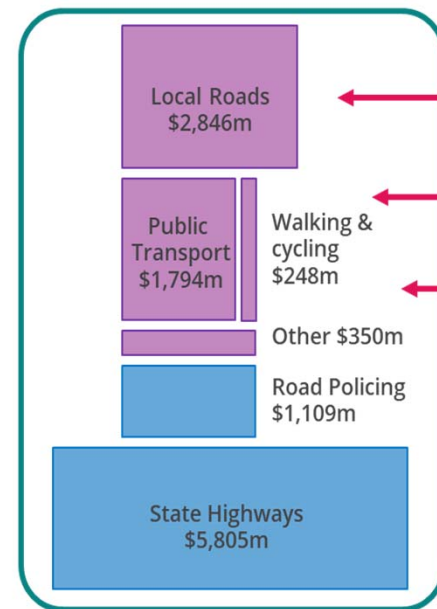
2018-21 NLTF funding sources (\$13,572m)



Revenue



2018-21 National Land Transport Programme (NLTP)



Expenditure

2018-21 Local Share (\$3,377m)



Revenue



Equity in Transportation

Transportation Conference 10-13 March 2020
Christchurch Town Hall



TRANSPORTATION GROUP NEW ZEALAND

Is it really a 'user pays' system?



Equity in Transportation

Transportation Conference 10-13 March 2020
Christchurch Town Hall



State Highways

Network Volume

48%

Network Length

12%

NLTF funding:

100%



Local Roads

52%

78%

30%

Why is this a problem?



**Equity in
Transportation**

Transportation
Conference 10–13 March 2020
Christchurch Town Hall



**TRANSPORTATION
GROUP** NEW ZEALAND



History and Context:

How did we get here?



**Equity in
Transportation**

Transportation
Conference 10–13 March 2020
Christchurch Town Hall



**TRANSPORTATION
GROUP** NEW ZEALAND



Car and motorcycle, with side car, at a toll gate (in Waitara?) circa 1920s. Photograph taken by Sydney Charles Smith. Alexander Turnbull Library Reference: 1/2-048419; G

Options and Alternatives



Equity in Transportation

Transportation Conference 10-13 March 2020
Christchurch Town Hall

Corridor / lane tolling



Cordon pricing



Electronic road user pricing



Workplace parking levies



The Case for WPLs

City	CHC	ALK	HAM	TRG	WEL	DUD
Drive a private or company car, truck or van to work (2018 Census)	145,374	576,033	61,707	51,585	49,554	43,734
% of people that park at work/employer's car park (Household travel survey)	65%	63%	70%	63%	42%	53%
# of people who park at work/employer's car park	94,493	362,901	43,195	32,499	20,813	23,179
Annual revenue potential with WPL of \$500 per space	\$47.2m	\$181.4m	\$21.6m	\$16.2m	\$10.4m	\$11.6m



Equity in Transportation

Transportation Conference 10-13 March 2020
Christchurch Town Hall



TRANSPORTATION GROUP NEW ZEALAND

What do you think?

Will the status quo suffice?

Should we be advocating for more funding alternatives?

Come and find me and I'd love to have a chat!

✉ Nick@Lovett.nz

🐦 @nicklovettnz