

AHB Desktop Risk Assessment of Wind Related Vehicle Incidents

For NZ Transport Conference 2024

Prepared by Blair Monk

aurecon

Bringing ideas to life



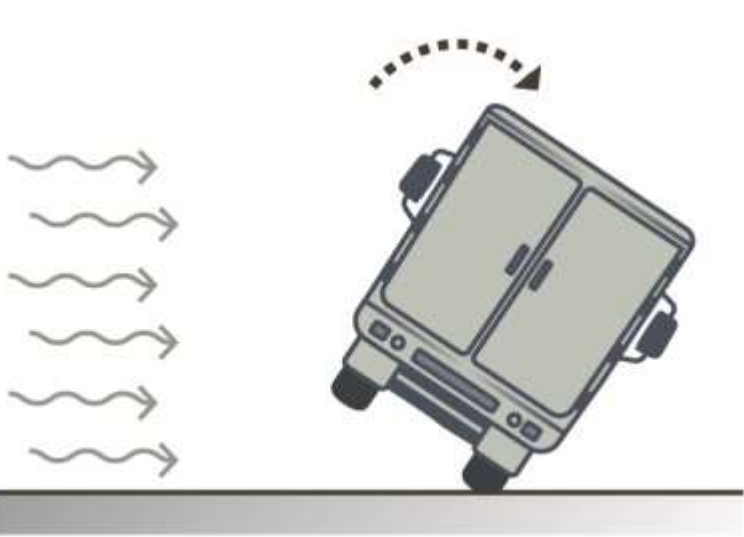


aurecon
Bringing ideas to life

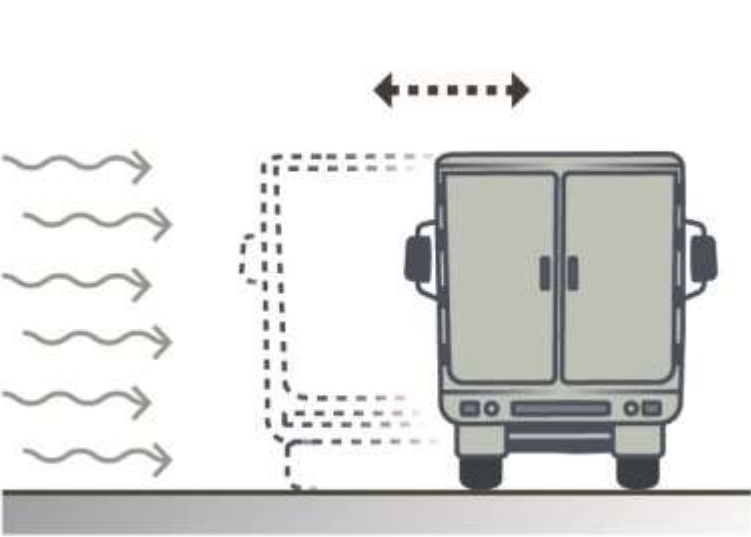


aurecon
Bringing ideas to life

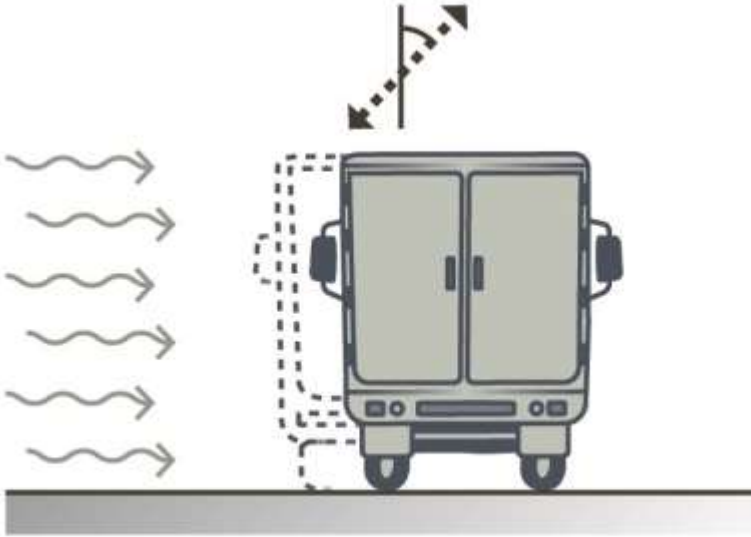
Three Failure Mechanisms



(a) Overturning



(b) Sideslip



(c) Yaw steer

Wind comes from Perpendicular or Oblique Angles

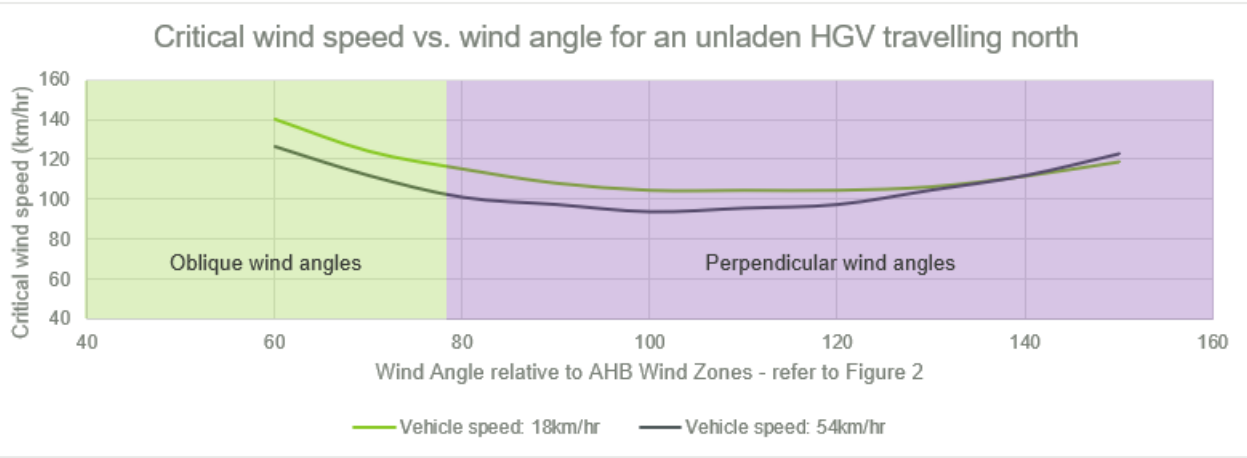


Figure 6 - Theoretical effect of wind angles on critical wind speeds for an unladen heavy goods vehicle (Hemingway & Robbins, 2019)

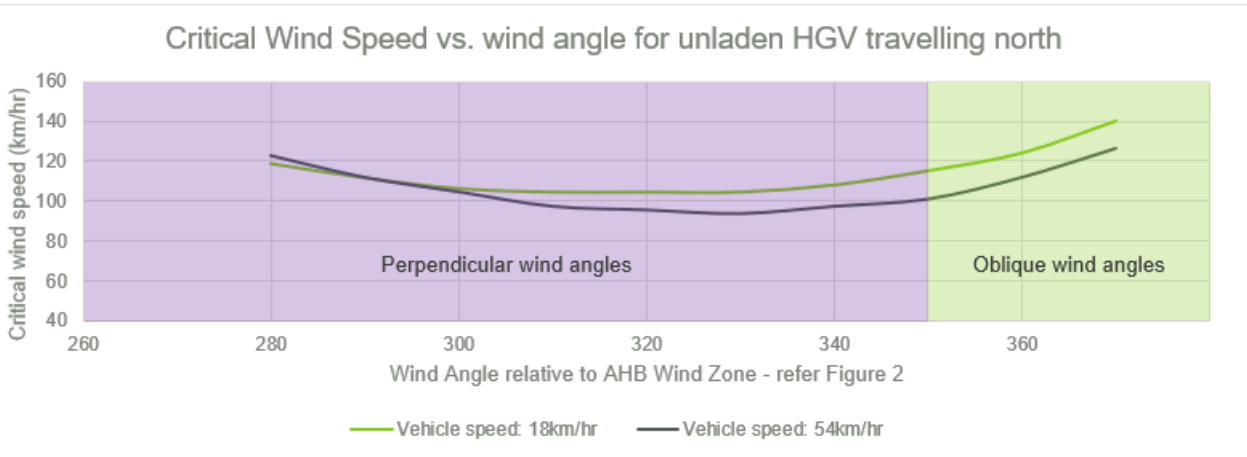
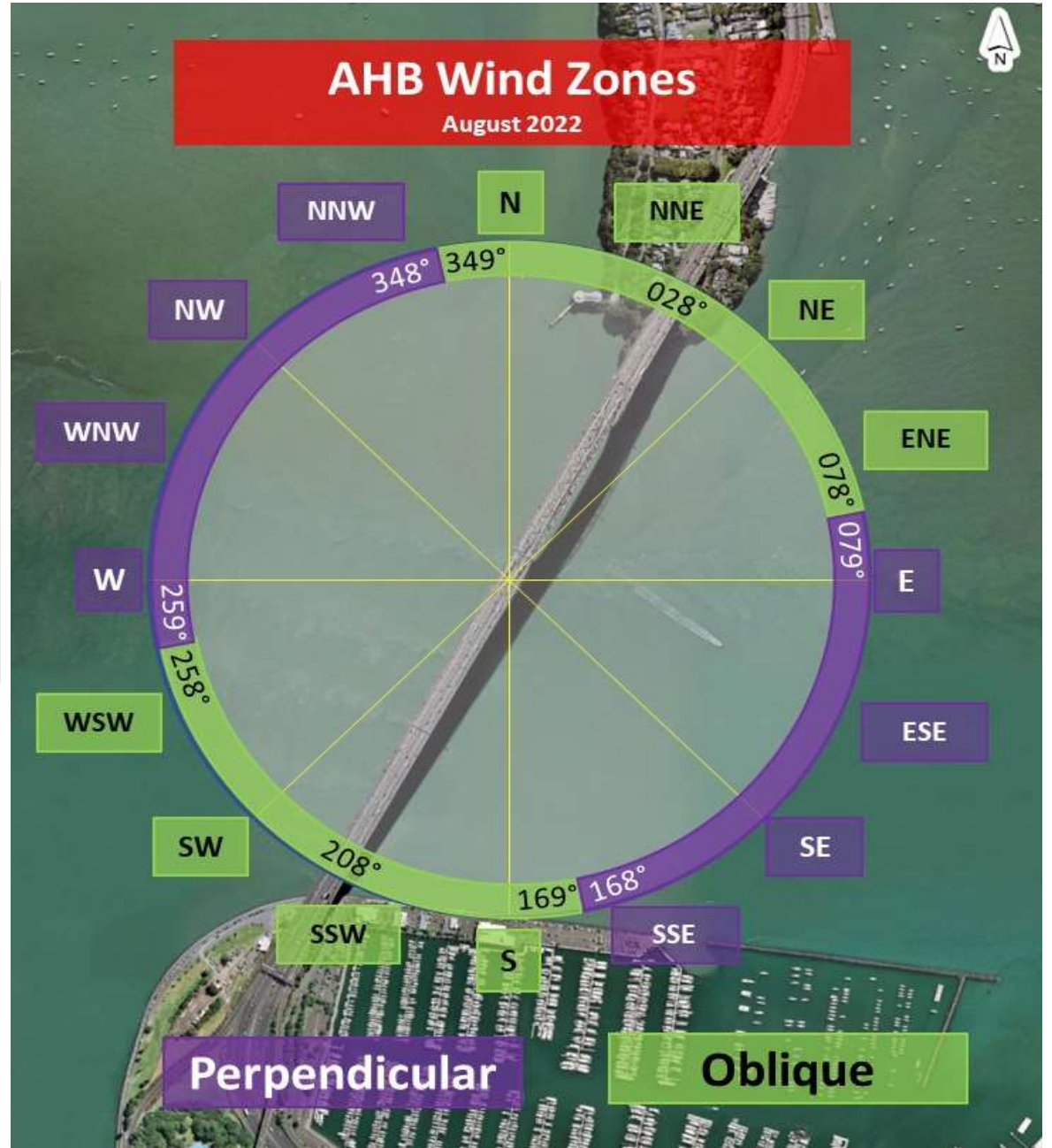
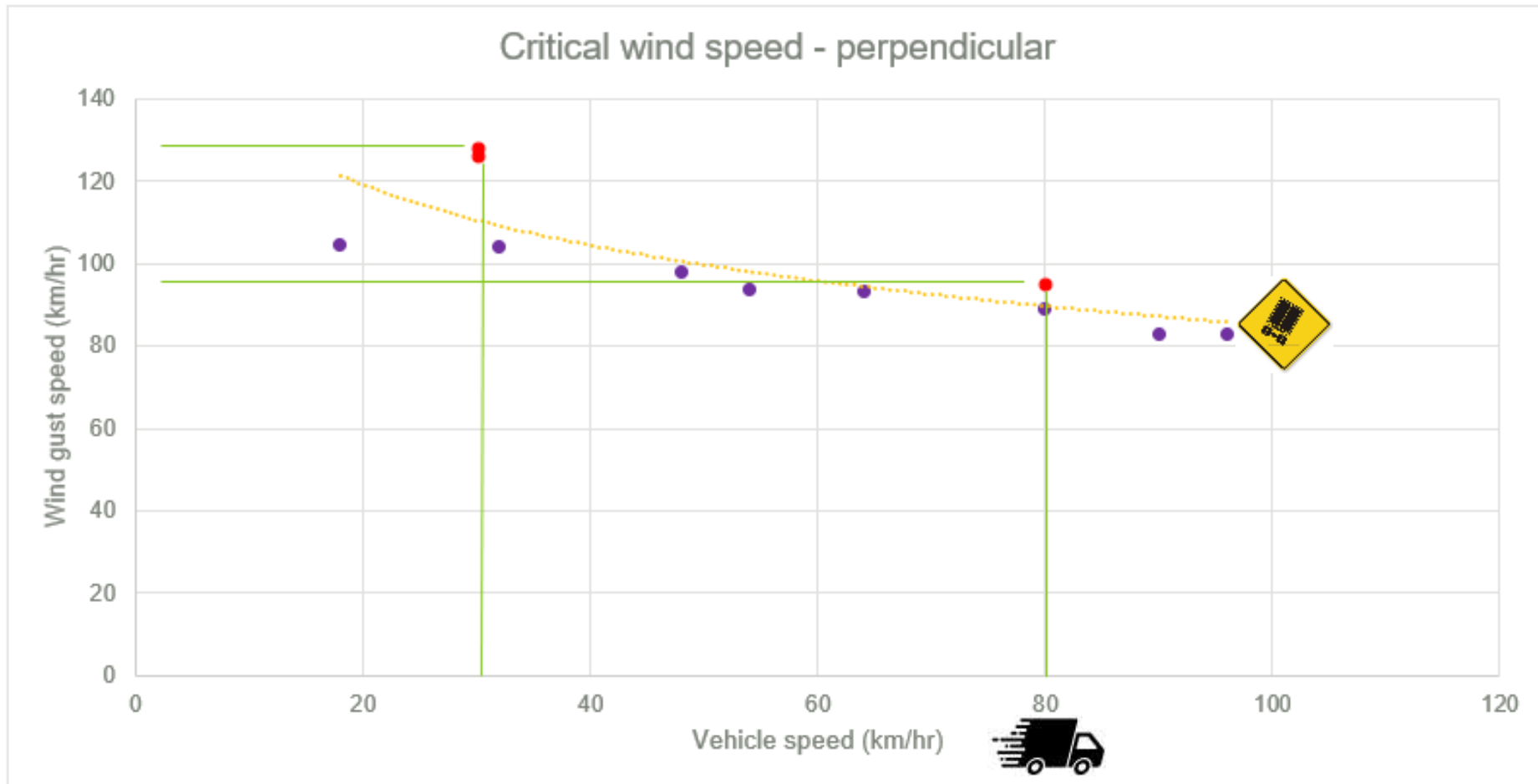


Figure 7 - Theoretical effect of wind angles on critical wind speeds for an unladen heavy goods vehicle (Hemingway & Robbins, 2019)



The Critical Wind Speed is when the Risk of a wind related incident may occur, it is related to the speed of the wind vs the speed of the vulnerable high sided vehicle.



The number of high sided vehicles on the AHB is not related to the weather

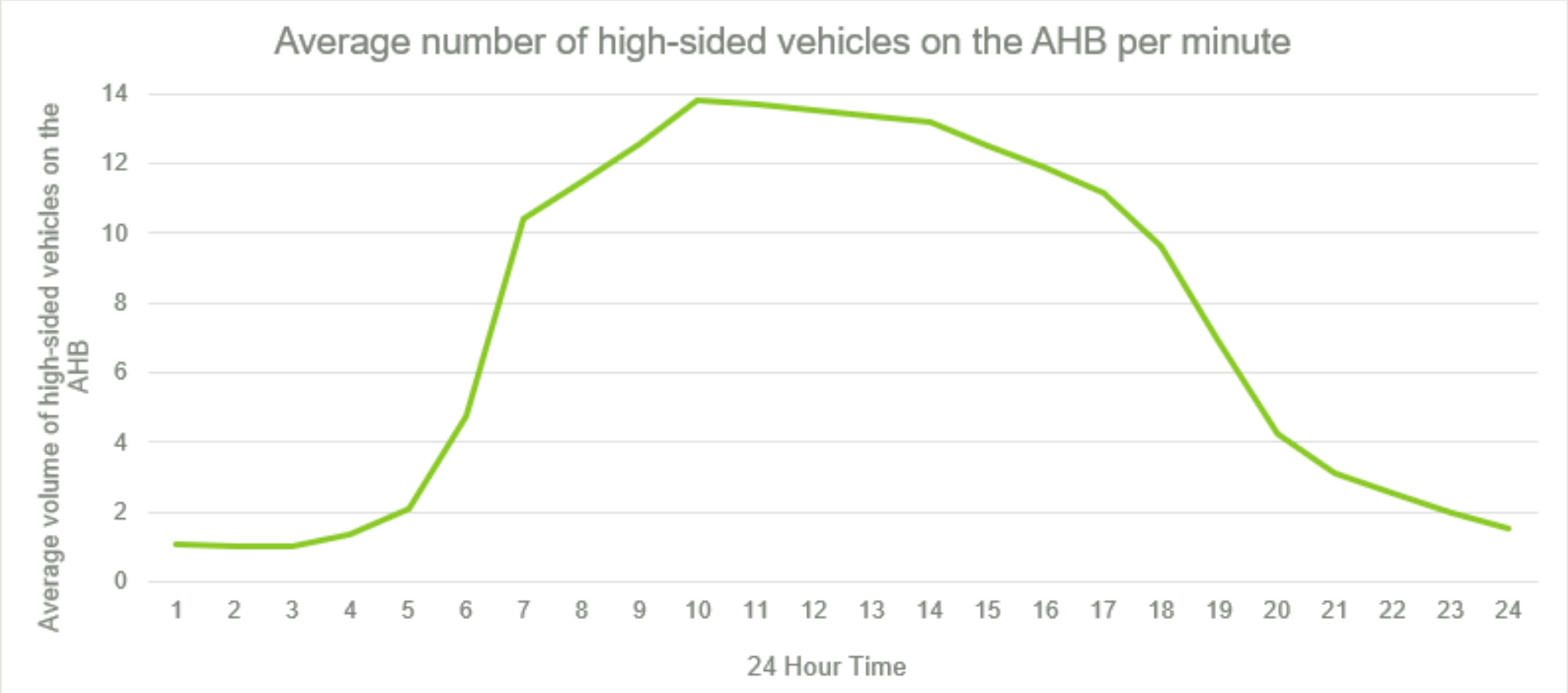


Figure 14 - Average number of high-sided vehicles on the AHB in any given minute across a 24-hour period

Hypothetical Scenarios Considered:

Scenario A: No restrictions to vehicles travelling over the AHB during a Wind Event

Scenario B: Lane restrictions as per Waka Kotahi AHB High Winds Operations Manual

Scenario C: Lane restrictions in AHB High Winds Operations Manual + Enforced speed limits

Scenario D: Lane restrictions in AHB High Winds Operations Manual + Enforced speed limits + Enforced detours

Table 2 - AHB High Winds Operations Manual – Copy of Restrictions Summary

Restriction Stage	MetService Alert	Wind Gust (perpendicular)	Wind Gust (oblique)	Action (<u>on</u> forecast)	Action (<u>on</u> observation)
1 Reduce Speed	No Specific Alert Required	55+ km/h	70+ km/h	<ul style="list-style-type: none"> Swap to storm flags (regardless of direction) 	<ul style="list-style-type: none"> 70 km/h advisory speed Messaging: <ul style="list-style-type: none"> – Wind Gusts – High Sided Vehicles Motorcyclists Take Extra Care
2 Detour Vulnerable	No Specific Alert Required	65+ km/h	80+ km/h	<ul style="list-style-type: none"> Remove all flags (regardless of direction) 	<ul style="list-style-type: none"> 50 km/h advisory speed Messaging: <ul style="list-style-type: none"> – Strong Wind Gusts – High Sided Vehicles Motorcycles Detour via SH16/18
3 Close Lanes	AMBER	75+ km/h	90+ km/h	<ul style="list-style-type: none"> DE assess intel and circulate op briefing Lane closure resources standby Shift MLB into 4/4 Media release if high confidence of network impact Remove all personnel from structure 	<ul style="list-style-type: none"> 30 km/h advisory speed Alternating leeward lanes closed Messaging: <ul style="list-style-type: none"> – Severe Wind Gusts – Obey Speed Signs – High Sided Vehicles Motorcyclists Detour via SH16/18
4 Full Closure	RED	90+ km/h	105+ km/h	<ul style="list-style-type: none"> MetService Briefing DE assess intel and circulate op briefing Full resources standby if long duration expected Media release & customer preconditioning 	<ul style="list-style-type: none"> AHB Fully Closed (either at inner or outer cordons based on event type & MetService advice - at discretion of DE) Messaging: <ul style="list-style-type: none"> – Harbour Bridge Closed – Remain In Vehicle OR Detour via SH16/18 (depending on closure type)

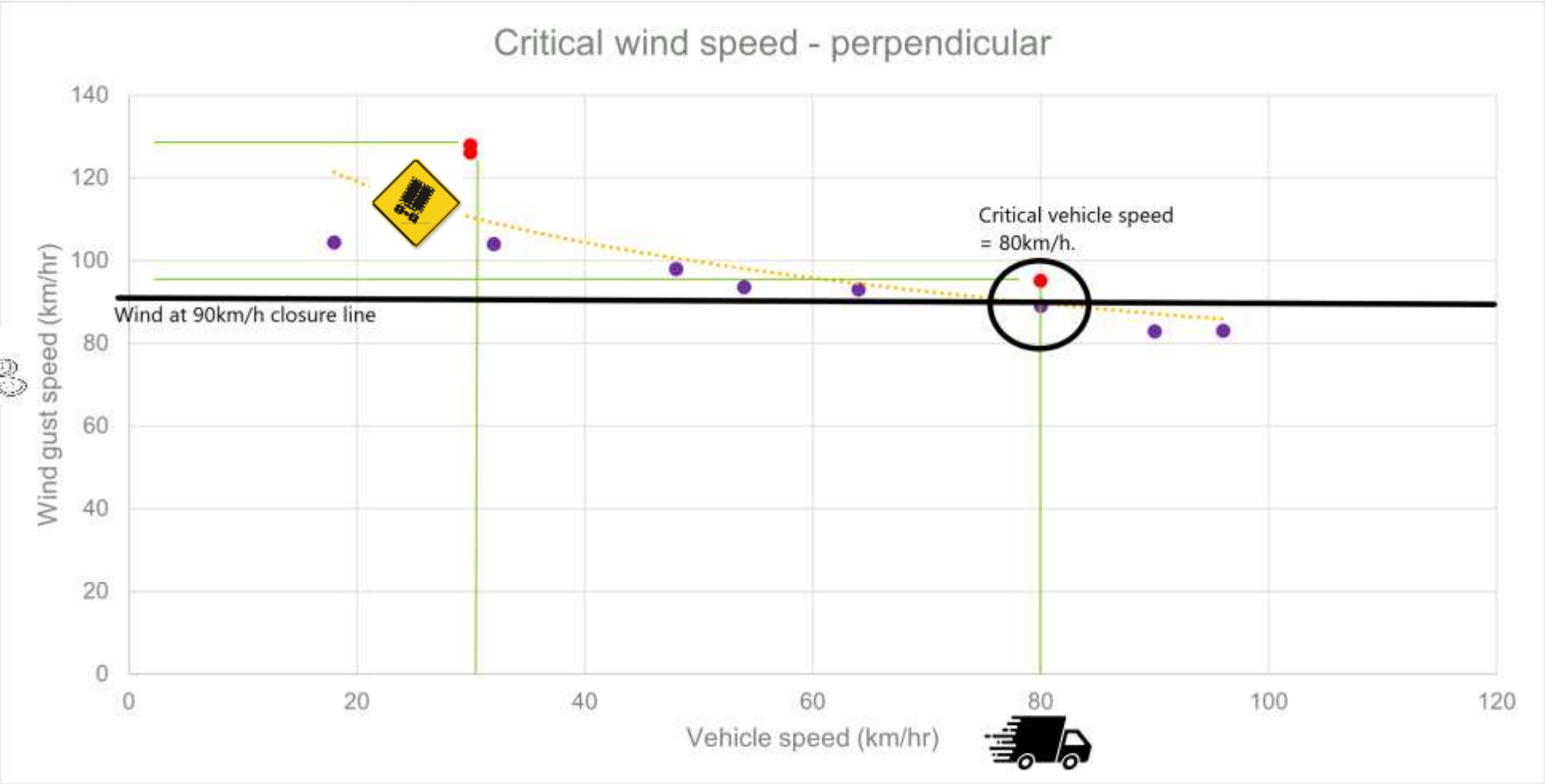
Summary of Risk Profile for each Scenario

Table 10 - High-level risk profile of wind related vehicle incidents on AHB under the four hypothetical scenarios

	Scenario A	Scenario B	Scenario C	Scenario D
Potential wind related vehicle incident return period	Approximately 20 times in 1 year	Approximately 1 in 1 year	Approximately 1 in 10 years	Approximately 1 in 50 years
Consequence of an incident	<ul style="list-style-type: none"> - Medium to long duration high congestion and travel time costs. - Potential bridge damage. - Potential deaths and/or serious injuries. 	<ul style="list-style-type: none"> - Medium to long duration high congestion and travel time costs. - Potential bridge damage. - Potential deaths and/or serious injuries. 	<ul style="list-style-type: none"> - Medium to long duration high congestion and travel time costs. - Potential bridge damage. - Potential deaths and/or serious injuries. 	<ul style="list-style-type: none"> - Medium to long duration high congestion and travel time costs. - Potential bridge damage. - Potential deaths and/or serious injuries.
Consequence of bridge closures	NA	<ul style="list-style-type: none"> - Short duration high congestion and travel time costs - Avoided trips. 	<ul style="list-style-type: none"> - Short duration high congestion and travel time costs - Avoided trips. 	<ul style="list-style-type: none"> - Short duration high congestion and travel time costs - Avoided trips.
Consequence of reduced speeds	NA	NA	<ul style="list-style-type: none"> - Short duration minor travel time costs. 	<ul style="list-style-type: none"> - Short duration minor travel time costs.
Consequence of high-sided vehicle detours	NA	NA	NA	<ul style="list-style-type: none"> - Short duration medium travel time costs for commercial vehicles and buses.

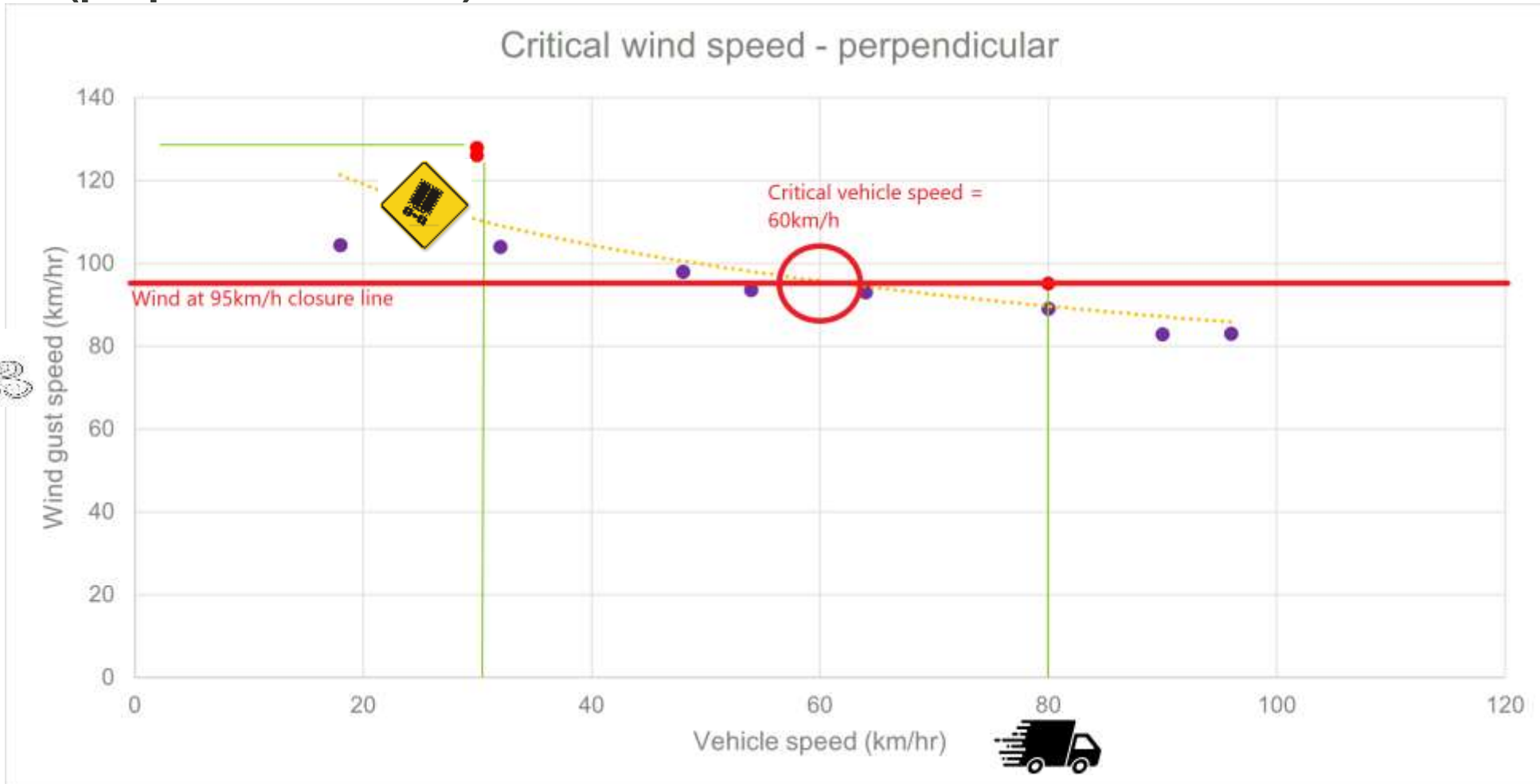
Risk of changing the closure speed from 90km/h (current situation)

Harbour bridge **closed** at critical wind speed for vehicle doing legal speed limit (80km/h)



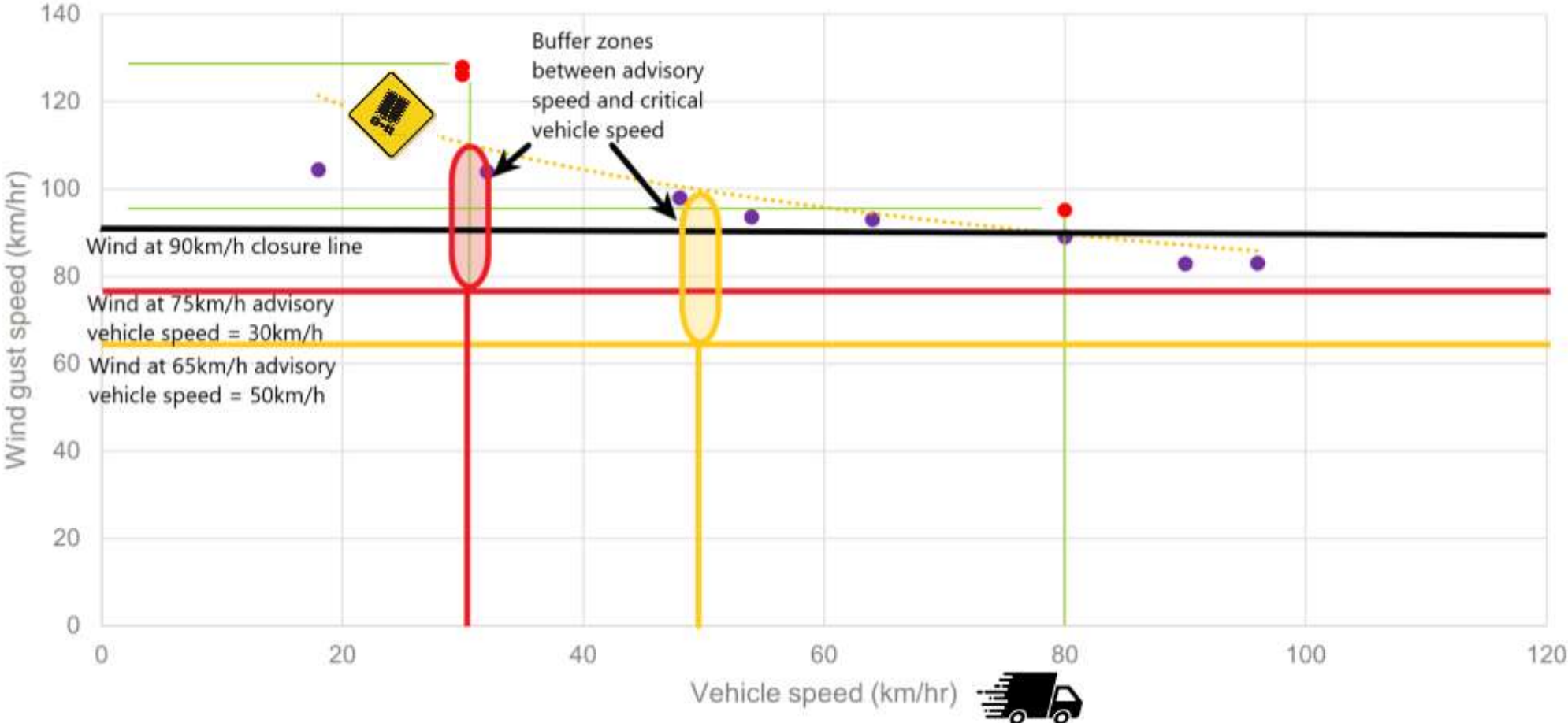
Risk of changing the closure speed to 95km/h (proposed situation)

Harbour bridge **open** at critical wind speed for vehicle doing 60km/h when legal speed limit is 80km/h!



We have a safety buffer zone with the current recommended speeds

Critical wind speed - perpendicular



Conclusions

Closing the AHB at wind speeds of 90km/h is adequate.

There is an opportunity to improve safety on the AHB by making the advisory speeds regulatory. This would lock in the current advisory safety buffers.

Questions or Comments?



[Watch here](#)

blair.monk@aurecongroup.com



aurecon

Bringing ideas to life



For more information please contact:
blair.monk@aurecongroup.com

in linkedin.com/company/Aurecon

yt youtube.com/user/AureconGroup

tw twitter.com/Aurecon

f facebook.com/Aurecon

ig instagram.com/Aurecon

mic aurecongroup.com/podcast

Bringing ideas to life